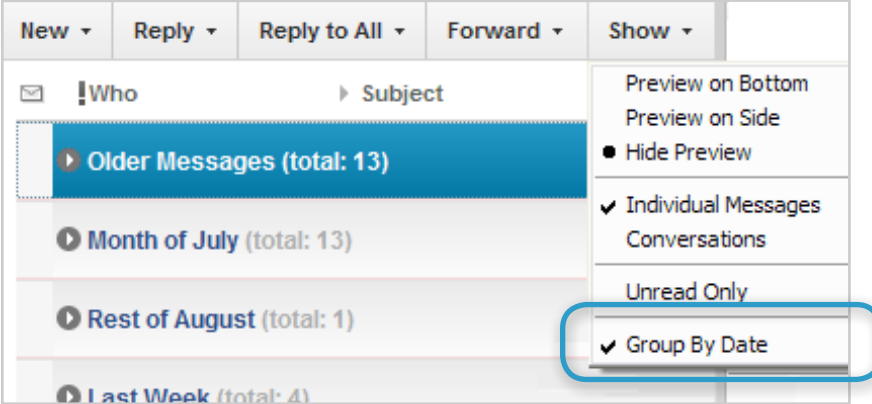
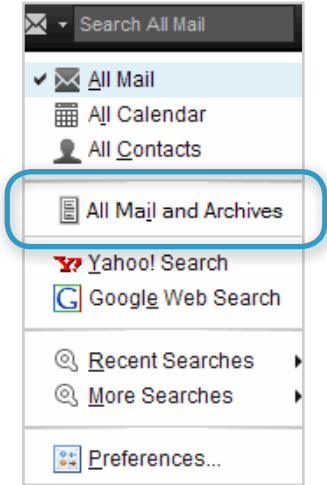
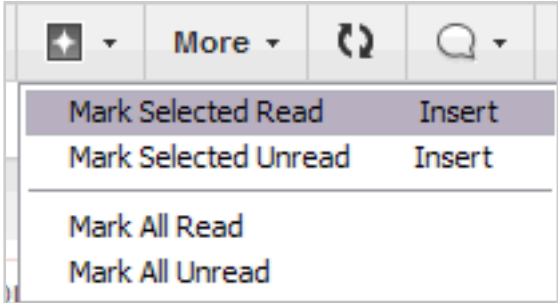


A new version of IBM Notes is coming to your desktop. Take a look at what's in store!

New features

Feature	Screen
<p>See messages in your Inbox grouped by date</p> <p>You now have the option to show your Inbox messages in groups, according to the date sent.</p> <p>1. From your Inbox, select Show > Group By Date.</p> <p>You will then see various date-related categories shown in your Inbox.</p>	 <p>The screenshot shows the 'Show' dropdown menu in the IBM Notes interface. The menu options are: Preview on Bottom, Preview on Side, Hide Preview (with a radio button), Individual Messages Conversations (checked), Unread Only, and Group By Date (checked and highlighted with a blue box). The background shows an inbox with message groups like 'Older Messages (total: 13)', 'Month of July (total: 13)', 'Rest of August (total: 1)', and 'Last Week (total: 4)'.</p> <p>Note: This feature requires the most current mail template.</p>

<p>Search Mail and Archives at the same time</p> <p>Notes 9.0 Social Edition allows you to simultaneously search your mail file and any mail archive applications you may have created. This option is available in the Search toolbar.</p>	 <p>The screenshot shows the 'Search All Mail' dropdown menu. The options are: All Mail (checked), All Calendar, All Contacts, All Mail and Archives (highlighted with a blue box), Yahoo! Search, Google Web Search, Recent Searches, More Searches, and Preferences....</p> <p>Note: This feature is only available to Notes Standard client users.</p>
--	---

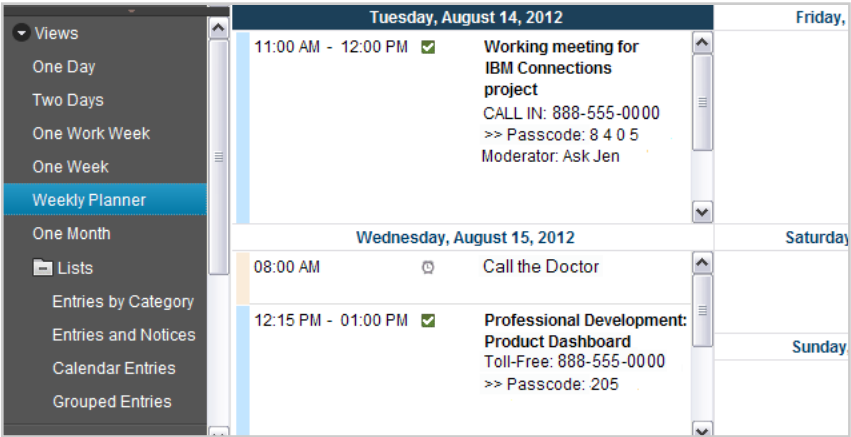
<p>New action bar button for Read/Unread Mail</p> <p>A new action bar button in the Inbox allows you to mark messages Read or Unread, instead of using the Edit > Unread marks menu.</p>	 <p>The screenshot shows the action bar menu. The options are: Mark Selected Read, Mark Selected Unread, Mark All Read, and Mark All Unread. The 'Mark Selected Read' and 'Mark Selected Unread' options are highlighted with a blue box.</p>
---	---

Feature	Screen
---------	--------

New Weekly Planner view

The Weekly Planner shows the days of the week in a two-column format. You can scroll within a day to see more entries.

1.You can also click **Show > Show Available Times** to see the times when no events are scheduled.

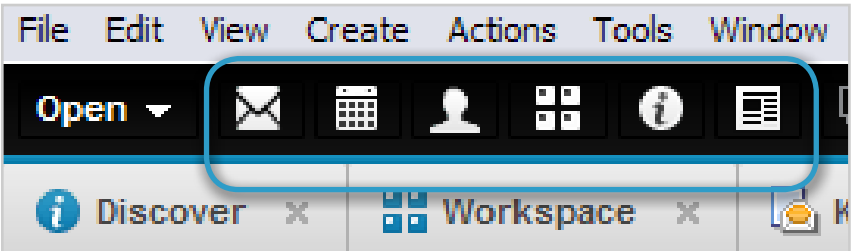


Note: This feature requires the most current mail template.

Open Mail, Calendar, and other views with one click

There are new icons next to the Open button, which you can click to open **Mail, Calendar, Contacts, Workspace, Discover page, or Updates** views.

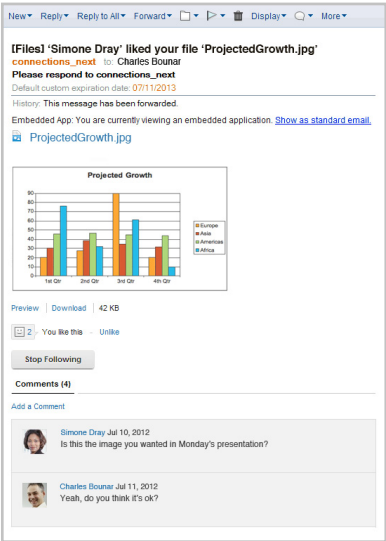
These buttons are available no matter where you are in Notes.



Embedded experiences

Embedded experiences allow you to access and work with embedded content from an IBM Connections application directly in your Notes email.

For example, if a colleague uses IBM Connections Files to notify you that they have posted an image, you can preview the image, download the image directly, comment on it, or click **Like** to recommend it, all directly from the email notification.



Note: This feature must be enabled by your Domino Administrator.