

# Chapter

# XI

**Don't forget it, please!**

**In this chapter I will learn how to write a short messages, and make a notices, in order:**

- to get what I want
- to make other people do what I want



## Observing and Questioning

Read the short messages correctly and clearly.  
First, repeat after me.



My mom was invited to a teacher training for one week in Jakarta. Before she went there, she wrote many notes for us, on a piece of paper and then stuck the paper on the board in the living room.



- Wash the dishes straightaway after you finish eating.
- Sweep the floor twice a day, in the morning before you go to school and in the afternoon.
- You can play games, but make sure you do your homework first.
- Turn off the lights before you go to bed.
- You have a lot of fruits in the refrigerator. Eat enough fruit and vegetable everyday.
- Don't forget to water the plant in the afternoon!
- Always have breakfast before you go to school.
- Dry the towels on the line after you take a bath.
- Don't make a mess. Put your dirty clothes in the basket.
- Make sure the backdoor is locked before you go to bed.
- Don't forget to close the windows before you leave the house.
- Make the bed every morning!
- Mop the floor at least every two days.



KELAS VIII SMP/ MTs



## Observing and Questioning

You know that the messages are not in good order. Now, group them according to the time Beni has to do the activities. Prepare small pieces of paper of four different colours: pink, blue, green, and yellow.



- The activities to do in the morning on the blue paper.
- The activities to do in the afternoon on the green paper.
- The activities to do in the evening or at night on the pink paper.
- The activities to do at any time of the day on the yellow paper.

One activity has been done for you. First, copy the example.

To do in the morning:

1. Sweep the floor twice a day, in the morning before you go to school and in the afternoon.

2. \_\_\_\_\_

3. \_\_\_\_\_

To do in the afternoon:

1. \_\_\_\_\_

2. \_\_\_\_\_

3. \_\_\_\_\_

To do in the evening/at night:

1. \_\_\_\_\_

2. \_\_\_\_\_

3. \_\_\_\_\_

To do any time of the day:

1. \_\_\_\_\_

2. \_\_\_\_\_

3. \_\_\_\_\_



## Observing and Questioning

Below are some other messages. But they are not yet punctuated nor written properly. Rewrite them in good sentences. The first one has been done for you. First, copy the example. Work with your group. If you have any problems, go to me.



1. mom i'm sorry i did not have time to wash the dishes before I went to school this morning i'll do it when I get home this afternoon  
Mom, I'm sorry I did not have time to wash the dishes before I went to school this morning. I'll do it when I get home this afternoon.
2. dad i am going to dayu's house we are going to do our homework i'll get home before six
3. dad i'm sorry i broke my door i fell on the door when i tripped over the stool would you fix it for me please
4. rina our group has to describe the back yard of the school we have to hand-write it on a piece of paper then we have to put it on the wall magazine
5. dad happy birthday i'm sorry i was still fast asleep when you left for work this morning thanks for being the best father i love you dad
6. tom it is our turn to cook the dinner for the family today we have a lot of eggs a cabbage carrots shallots and tomatoes what if we make fried rice and scrambled eggs
7. grandma we will have a party to thank god for our new house on sunday will you stay with us for the whole weekend
8. winda i made a pudding last night you should have some with your breakfast it's in the fridge i put a lot of fruit in it



Your teacher will lead you to reflect on what you are learning now. Complete the statements in the box.

- ✓ I know that I'm now learning to .....
- ✓ I know that a good message is ..... and .....




KELAS VIII SMP/ MTs



### Collecting Information

On the refrigerator there are some blank pieces of paper. Please write a note on each of them for your brother, sister, or parents about anything. Work with your group. If you have any problems, go to me.



Bahasa Inggris / When English Rings a Bell 203

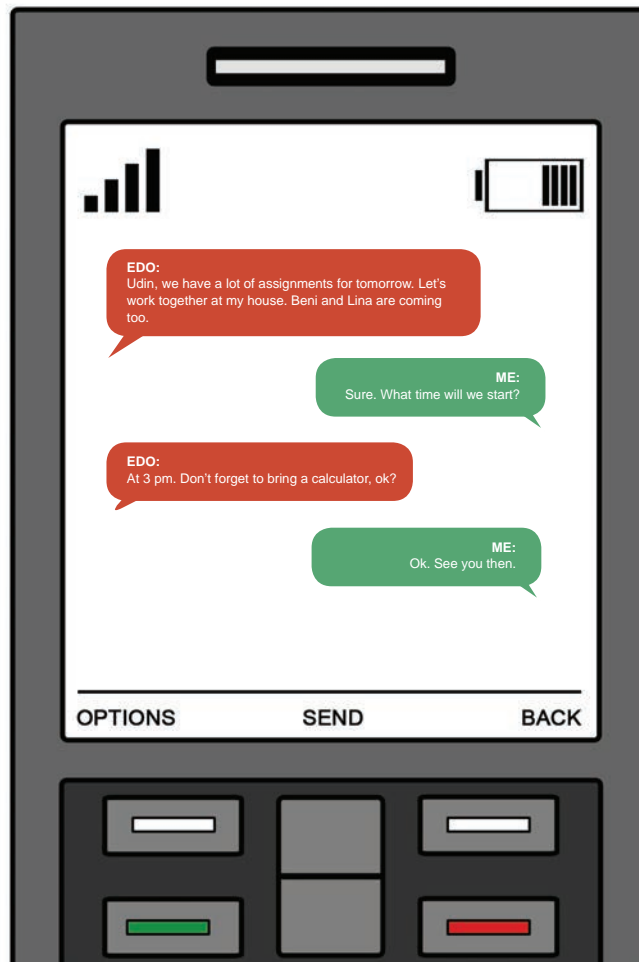


## Collecting Information

Udin and Edo are texting each other. Read the short messages correctly and clearly. First, repeat after me.



Hey, I got a message.






### Collecting Information



Have you ever texted your friends in English?  
You should try it! Work in pairs. Text each other,  
about each of the following.

1. a plan to ride on a bicycle to exercise on the weekends
2. a plan to watch a video together in the afternoon
3. a plan to do the Math homework together
4. a plan to visit a sick friend in the hospital
5. a plan to return a book





## Associating

We have learned to write personal messages. Below are some messages for general audience. We call them notices. Read the short notices meaningfully, loudly, correctly, and clearly. First, repeat after me.



- A flag ceremony will be held to celebrate our Independence Day, on Monday, 17 August. Attendance is compulsory.
- We will have all the exams next week. Don't make too much noise while the exams are in progress.
- Our class will have a walk to the bush next Saturday. We will start from the school at 6am. Make sure you join the long walk. Don't forget to bring a big bottle of fresh water.
- All students of Grade 8 will have a study-tour at the end of the year, in November or December. Start saving up.
- Prepare yourself for the English Story Reading Competition. June, 23-25 2014. All are welcome!
- Don't forget we will have a Clean-up Day next Friday. Attendance is compulsory. Your class teacher will tell you what to bring to the event.

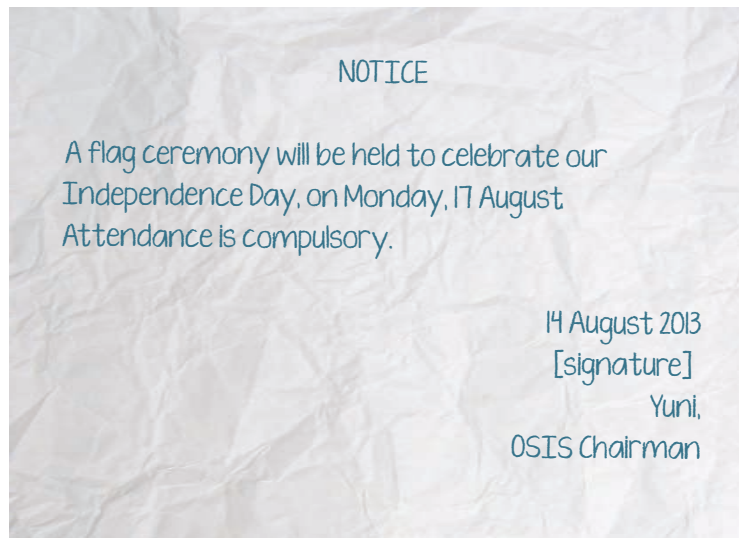




### Associating

Hand-write each of them on a piece of paper. At the top of the paper write the title "NOTICE". Under the notice, on the right side of the paper, write down the date when you write it. Then, put your name and signature under the date.

One example is given here. First, copy the example. Work with your group. If you have any problems, go to me.






## Associating

Below are other forms of notices we often at school.  
Read the short messages correctly and clearly.  
First, repeat after me.





Associating



Bahasa Inggris / When English Rings a Bell 209



## Associating

We have learned to write personal messages. Below are some messages for general audience. We call them notices. Read the short notices meaningfully, loudly, correctly, and clearly. First, repeat after me.



For example:

1. This notice is possibly:
  - At the gate of the school
  - On the playground
  - On the school ground



KELAS VIII SMP/ MTs




## Associating

Work with your group. Each group is to make three (3) similar notices for your school. The letters should be big enough to be seen from the distance.

You can make notices other than those above. You can also change the design.

Use used paper such as last year's callender to make the notices. You help save the earth by recycling.

If you have any problems, go to me.



Bahasa Inggris / When English Rings a Bell 211



## Communicating

Write a short message related to each of the notices above.  
Work with your group. If you have any problems, go to your teacher.



For example:



You can play in the school ground. But you must not bring your dog with you.

Cheers,  
Irfan

Mom, when you see the Principal today, please turn off your hand phone.

Love,  
Yuni



## Communicating

### My Journal

In this chapter I learnt about..

---

---

The parts that I enjoyed the most were...

---

---

The difficulties that I had were...

---

---

What I have to do to be better?

---

---